



Older Driver Safety

55.7 million people in the U.S. are age 65 and older¹




66%

of fatal crashes involving older drivers involved other vehicles¹

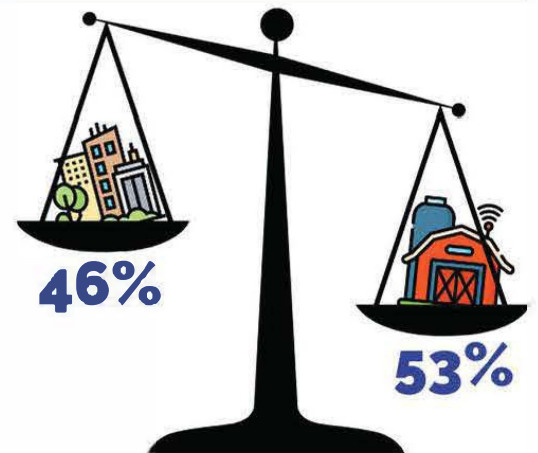


3 out of 4

fatal crashes involving older drivers occurred in the day time¹



Older driver crashes are often associated with **physical, visual, and/or cognitive** effects of aging²



Older drivers are more likely to be killed on rural roadways than urban roadways¹



Scan me to visit
RoadSafeSeniors.org

¹ National Center for Statistics and Analysis. (2022, July). Older population: 2020 data (Traffic Safety Facts, Report No. DOT HS 813 341). National Highway Traffic Safety Administration.

² Pomidor A, ed. Clinician's Guide to Assessing and Counseling Older Drivers, 4th Edition. New York: The American Geriatrics Society; 2019.